

PUPPET



SUPER




TO LOVE SOMEONE IS TO STRIVE TO ACCEPT THAT PERSON EXACTLY THE WAY HE OR SHE IS, RIGHT HERE AND NOW. ♡

FOCUS: Brain Buddies
Self-Care → Snow Clothes
Water & Ice

What is your intention behind your teaching?
~ Intention behind aspirations ~

Monday	Tuesday	Wednesday	Thursday	Friday
Ms. Elefante Emotions matching game 5/6 Self-portraits Emotions charades	Ms. Elefante Emotions matching game 5/6 Self-portraits Emotions Charades	Froggy gets dressed Felt winter clothes 5/6 Self-portraits	Froggy gets dressed How do birds stay warm? 5/6 Self-portraits Do fish have 4 legs? Is the sun a star or a planet? "Excuse me"	Coping with our feelings 5/6 Self-portraits 4 Kame Budo

Miranda Obasogie
9:30-10:30
Clean
9:30-10:30
9:30-10:30
9:30-10:30
9:30-10:30



SOMEONE IS TO STRIVE TO
ACCEPT THAT PERSON
EXACTLY THE WAY HE OR SHE IS,
RIGHT HERE AND NOW

What is your intention behind your teaching?
~ Intention behind aspirations ~

Wednesday	Thursday	Friday
Froggy gets Dressed Felt winter clothes SG Self-portraits	Froggy gets Dressed How do birds stay warm? SG Self-portraits Do fish have 4 teeth? Is the sun a Star or a planet? "Excuse me"	Coping with our feelings SG Self-portraits 4 more books

Miranda Observed
9:30-10:00
Sue

Left side of kitchen area with cabinets and counter.

Countertop items: paper towels, a small basket, a mirror, and various containers.

Below counter: three drawers and two cabinet doors.

Central kitchen area featuring a microwave and a refrigerator.

On top of microwave: stacks of paper plates and cups, and cleaning supplies.

On top of refrigerator: a calendar and a sign that reads "CLASSROOM WITH POSITIVE BEHAVIOR PRACTICES".

Right side of kitchen area with cabinets and counter.

Countertop items: two milk jugs, a bowl, a glass, and a box of "CRISPY CRUNCHY FLAKY" waffles.


Below counter: three drawers and two cabinet doors.

Table and chairs in the foreground.

A square table with a light-colored top and dark base, surrounded by four blue plastic chairs.

Storage area on the left side of the room.

Shelves filled with various items, including bags, clothing, and toys.






COLORADO
EMERGENCY PREPAREDNESS

AREA	WHAT TO DO	WHAT TO HAVE	WHAT TO DO
1. PLAN	Identify escape routes and meeting points.	Emergency kit.	Practice your plan.
2. GO	Follow your plan.	Stay calm.	Listen to instructions.
3. STAY	Stay in your designated area.	Stay hydrated.	Stay together.
4. HELP	Call for help if needed.	Stay calm.	Listen to instructions.

Source: Health Dept. | www.colorado.gov

107
OFFICE





Everybody brings joy to
this office.
Some upon entering,
some upon leaving.

legrand

hp