











EXIT





U1

Technical Room









AHU 1

WARNING
ELECTRIC SHOCK
DEATH
CAUTION
HOT SURFACES
BURNING
CAUTION
MOVING PARTS
CLIPPING
CAUTION
MOVING PARTS
CLIPPING



Performance Climate Changer™ Air Handler

ORDER NO. / EIL: VLS03A / A
 SERIAL NO.: R1468878
 UNIT MODEL NO.: 300CA03LABASEA01320000CH0000A0000
 TAG ID: 30003-1
 SAMP SECTION: 1 OF 2



COIL DATA
 REFRIGERANT TYPE: R410A
 SUPPLEMENTARY COIL DESIGN PRESSURE: 400 PSIG (27.58 BAR)
 MAXIMUM RELET (REF) TEMPERATURE: 205 F (96.1 C)
 MAXIMUM WATER PRESSURE: 40 PSIG (2.76 BAR)
 DO NOT EXCEED 104 F (40 C) AIR TEMPERATURE OVER THE COILS (FAN ON).

FAN DATA
 UNIT VOLTAGE: 208-230V
 MOTOR HORSEPOWER: 1/2
 UNIT FLA: 7.0 A
 UNIT MCA: 7.4 A
 MAXIMUM OVERCURRENT PROTECTIVE DEVICE: 15 A
 VFD INPUT LINE CURRENT: 38.40 A @ 75%
 SHORT-CIRCUIT CURRENT: 360.00 A @ 100% (TYPICAL) 325% MAXIMUM



4) 20X25X2
 6) 16X25X2
 (2) 5VX530

AHU 1

WARNING

HAZARDOUS VOLTAGE!

Disconnect all electric power including remote disconnects and follow lock out and tag procedures before servicing. Ensure that all motor capacitors have discharged stored voltage. Units with variable speed drive, refer to drive instructions for capacitor discharge. Failure to do the above could result in death or serious injury.

AVERTISSEMENT

TENSION DANGEREUSE!

Couper toutes les tensions et ouvrir les sectionneurs à distance, puis suivre les procédures de verrouillage et de étiquetage avant toute intervention. Vérifier que tous les condensateurs ont été déchargés. Dans le cas

AHU 1

OUT 20
























SIEMENS

SIEMENS

Yellow warning label

